




Quick Facts

- ▶ THERE WERE 66,873 CASES REPORTED TO THE UNITED STATES SENTENCING COMMISSION IN FISCAL YEAR 2017.
- ▶ OF THESE CASES, 216 INVOLVED BRIBERY OF OR BY PUBLIC OFFICIALS.
- ▶ THESE OFFENDERS ARE SENTENCED UNDER SECTIONS 2C1.1 AND 2C1.2 OF THE U.S. SENTENCING COMMISSION'S *GUIDELINES MANUAL*.

Bribery Involving Public Officials¹

In fiscal year 2017, there were 216 bribery offenders who accounted for 0.3% of all offenders sentenced under the guidelines.² The number of bribery offenders has decreased during the last five years.

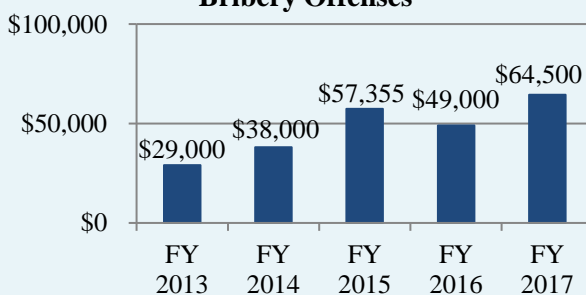
Number of Bribery Offenders



Top Five Districts Bribery Offenders FY 2017

Northern District of Illinois (N=14)
Southern District of Florida (N=12)
Central District of California (N=11)
District of Puerto Rico (N=11)
Southern District of Mississippi (N=10)

Median Monetary Value Associated with Bribery Offenses



Offender and Offense Characteristics

- In fiscal year 2017, the majority of bribery offenders were men (78.7%).
- Less than half were White (41.7%) followed by Black (34.3%), Hispanic (18.1%), and Other Races (6.0%).
- The average age of these offenders at sentencing was 48 years.
- These offenses were committed mostly by United States citizens (94.0%).
- Nearly all bribery offenders had little or no prior criminal history (94.4% of these offenders were assigned to Criminal History Category I).
- The median monetary value associated with the bribery was \$64,500.
 - ◆ 92.7% of bribery offenses involved less than \$1.5 million;
 - ◆ 33.3% of bribery offenses involved \$15,000 or less.
- Over one-half of bribery offenders were public officials (58.8%).
- Sentences for bribery offenders were increased for:
 - ◆ 75.5% of offenders because the offense involved multiple bribes;
 - ◆ 51.9% of offenders because the offense involved an elected or high-level public official;
 - ◆ 13.0% of offenders for having a leadership or supervisory role in the offense;
 - ◆ 8.8% of offenders for obstructing or impeding the administration of justice; and
 - ◆ 1.4% of offenders for being a public official and facilitating entry into the United States, or the obtainment of immigration or identification documents;
- Sentences for bribery offenders were decreased for:
 - ◆ 2.8% of offenders because they were a minor or minimal participant in the offense.

Punishment

- Three-quarters of bribery offenders were sentenced to imprisonment (75.0%).
- The average sentence length for bribery offenders was 26 months.

¹ Bribery involving public officials offenses include cases with complete guideline application information in which the offender was sentenced under §2C1.1 (Offering, Giving, Soliciting, or Receiving a Bribe; Extortion Under Color of Official Right; Fraud Involving the Deprivation of the Intangible Right to Honest Services of Public Officials; Conspiracy to Defraud by Interference with Government Functions), or §2C1.2 (Offering, Giving, Soliciting, or Receiving a Gratuity) using a *Guidelines Manual* in effect on November 1, 2004 or later.

² Of the 66,873 offenders sentenced in fiscal year 2017, 4,956 were excluded from this analysis due to incomplete guideline application information.

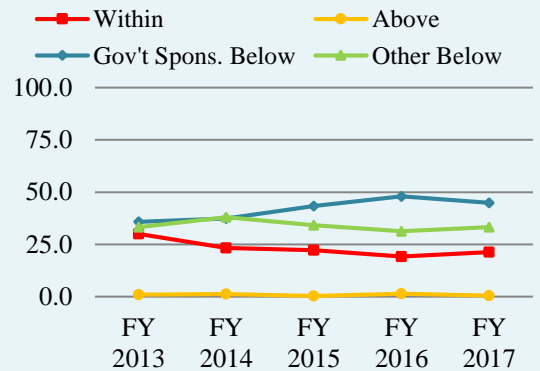
Quick Facts

Bribery Involving Public Officials

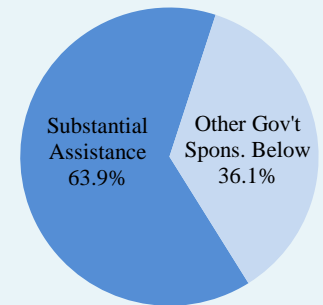
Sentences Relative to the Guideline Range

- During the past five years, the rate of within range sentences for bribery offenses has decreased (from 30.0% in fiscal year 2013 to 21.3% in fiscal year 2017).
- The rate of government sponsored below range sentences for bribery offenses increased during the past five years (from 35.8% in fiscal year 2013 to 44.9% in fiscal year 2017).
 - ◆ Substantial assistance departures were granted in approximately 28 to 34 percent of bribery cases in each of the past five years.
 - ◇ These offenders received an average reduction of 65.7% in their sentence during the five-year time period (which corresponds to an average reduction of 30 months).
 - ◆ Other government sponsored departures were granted in approximately seven to 16 percent of bribery cases in each of the past five years.
 - ◇ These offenders received an average reduction of 55.7% in their sentence during the five-year time period (which corresponds to an average reduction of 26 months).
- The rate of non-government sponsored below range sentences remained relatively stable during the past five years (from 33.2% of bribery cases in fiscal year 2013 to 33.3% in fiscal year 2017).
 - ◆ Reductions for non-government sponsored below range sentences were smaller than in cases in which the government sponsored a below range sentence, with an average reduction of 52.7% during the five-year time period (which corresponds to an average reduction of 21 months).
- Both the average guideline minimum and the average sentence for bribery offenders varied during the past five years.
 - ◆ The average guideline minimum ranged between 41 months and 49 months during that time period;
 - ◆ The average sentence imposed ranged between 24 months and 30 months during that time period.

Sentence Relative to the Guideline Range



Government Sponsored Below Range Sentences FY 2017



Average Sentence and Average Guideline Minimum (in months)

